



CLARION HOTEL
101ST STREET
10100 COASTAL HIGHWAY
OCEAN CITY, MD

Rates

Ocean view rooms:

\$122 single/double

Additional \$15/extra person

Executive King \$142 Studio \$152

For Reservations Call by February 28:

800-638-2100/410-524-3535


You cannot register for our block of room on the hotel website. Please call the hotel for your reservations and be sure to tell them you are with Chesapeake Bay Decorative Painters to get our group rate. Your reservation must be made with the hotel by February 28, 2017.

All rooms are non-smoking and include 2 double beds, TV, coffee maker, microwave, small refrigerator, and Internet access. The Clarion Hotel also features the Horizons Restaurant, Breakers Pub, a fitness center, an indoor pool and whirlpool. Ample parking is available and attendees not staying in the hotel are welcome to park in the hotel lot.

Check in time: 4:00 PM and Check out: 11:00 AM

Check out the hotel's website for details and additional information.

www.clarionoc.com



CHESAPEAKE BAY DECORATIVE PAINTERS

SAIL AWAY

March 30 – April 2, 2017

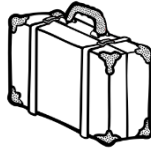
Clarion Hotel

Ocean City, Maryland

Registration
begins
January 14, 2017

Registration
Deadline
February 11, 2017

Have Paintbrush, Will Travel



Mark your calendar for March 30-April 2, 2017 for Chesapeake Bay Decorative Painters Sail Away at the Clarion Hotel on 101st Street in Ocean City, Maryland.

All painters are welcome to join us and need not be a member of any organization. The more the merrier!

There is always something for everyone at Sail Away – projects for beginning painters as well as more difficult pieces and new techniques. The project selection committee chose a variety of projects for your painting pleasure. Go to www.cbdpainters.net to see detailed pictures of all the projects offered by our talented teachers. We have some wonderful projects this year in a variety of mediums, including colored pencils, batik and this year we have Julie Allison with her Zentangle designs and fabric paint with Candy Carter. We also welcome back Lucy Jo Wirth and her beautiful original designs.

All our activities will be held on the second floor conference center. The registration table will be staffed on Thursday evening from 6:00-7:00PM and again on Friday morning from 7:30-8:00AM for late arrivals. You will be able to reserve your banquet table seating at registration so you may want to have one person arrive early to sign up for a group that wants to sit together. The 2-hr classes will begin on Thursday evening at 7 PM and are followed by a social event from 9:00-10:00PM.

The Thursday evening social event is **FREE** to all attendees and their guests! Please join us for some light snacks and a chance to kick off a wonderful weekend. Remember to check the box on your registration form if you plan to attend.

Box lunches are available on Friday and Saturday and the hotel has a full service restaurant that got great reviews from our attendees last year. The registration fee is \$50 and this includes the casual style banquet. Guest tickets may be purchased by including them on the food selection form. Our popular Chinese Auction is the big attraction of the night. Please plan to bring painted or hand-crafted items to share with your fellow members. The cash bar will be available throughout the evening.

Project viewing and registration begins on January 14 at the Birthday Luncheon. Remember to enclose a self-addressed stamped envelope with your registration. All registration materials should be mailed to Debbie Reeder no later than February 11, 2017. Please direct any registration questions to her at 410-647-8467 (eve), 410-777-2224 (work), or debbie_reeder@yahoo.com.

We hope you will travel to the ocean and bring your paintbrushes!



Carolyn

CHINESE AUCTION

Come to the banquet and take your chances to win beautifully painted and hand-crafted items created by our members and teachers.

New this year – The member and teacher items will not be separated. Tickets are 3 for \$1 and are good for all items.

Tickets are placed in a bag with the item you wish to win. One ticket is then drawn at random from all those in the bag. The more tickets you buy, the greater your chance to win!

Please plan to donate a painted or crafted item or two to include in the auction – something you would like to win! **Donations should be brought to the banquet location between 5:00 – 6:00PM just before the banquet** – there is no advance drop off this year. For each item (or group of small items at the chairmen's discretion) you donate you will receive 6 tickets for the raffle. Any item not handmade or painted will be used as a door prize. If you are not attending Sail Away and you want to donate an item, please give it to Carole Shuey at any chapter meeting in advance.

Fill out the Chinese Auction form, transfer the ticket numbers and prices to the Registration Form and include it with your other registration materials.

Advance purchase tickets will be given to you at Sail Away and will already have your name on each and every ticket!

Not going to Sail Away? Tickets will be available for purchase at chapter meetings. One of the committee members will distribute your tickets and you can still win!

Auction Questions? Contact:

Carole Shuey (carolshuey@verizon.net or 301-776-5513)

Statement of Cancellation

If you must cancel your Sail Away registration and/or any classes, you must notify Debbie Reeder (410-647-8467) as soon as possible. If cancellation notice is given before the February 11 deadline your check will not be cashed and will be destroyed. After February 11 there is no registration fee refund. If there is a waiting list for any classes and your seat can be filled you will receive a class/materials fee refund for those classes only. If your seat cannot be filled you will not receive a refund. Please make arrangements with a friend to pick up your surface and pattern.

Registration Information & Guidelines

You must be registered for Sail Away to attend classes or teach.

1. You may sign up for as many classes as you wish but please observe the skill level associated with each class. *You are encouraged to take a class above your level but please be aware that the teacher will not be able to spend extra time with you as it would not be fair to the rest of the class.* Please feel free to call the teacher if you have any questions about a particular project.

beginner – taught at slow pace, needs help from the teacher

intermediate – medium pace, familiar with floating/strokes, little assistance

advanced – fast paced, needs little or no help from the teacher

2. Teachers are required to register for Sail Away.

3. ***Please observe the February 11 deadline.*** Registration is available on a first-come, first-serve basis and popular classes fill quickly. List your classes in priority order. You may want to list second and third choices. If you list classes in the same time period you will be assigned the class which is higher on your list. Please include fees to cover the most expensive class in any time period.

Include a self-address stamped envelope with your registration materials.

4. Class and material fees are combined into one total cost for each class. Class fees are \$20/6 hr class, \$15/4 hr class, \$10/3 hr class, and \$7/2 hr class + cost of materials. Checks will not be cashed until after the February 11 deadline.

5. The Banquet cost is included in the registration fee. Guest tickets are available for \$42 and should be included on your food selection form. **Fill out the Food Selection Form and transfer the total to the registration form.** Please be sure to include any dietary restrictions.

6. A list of supplies for each class is included in this booklet. Come prepared! The teacher will supply the prepped project surface and paints. You will need to bring your regular painting supplies for the appropriate medium and bring all your favorite brushes just in case you might need them! Contact the teacher for purchasing information about special brushes or supplies if necessary. Contact Debbie Reeder for teacher info if necessary.

7. Plan to arrive promptly for all classes and be ready to paint at the class starting time. **Do not enter a classroom until the previous class has finished!**

8. Students will be mailed a schedule of their classes sometime before March 1.

9. You may want to order box lunches or bring makings for sandwiches – lunch breaks/time between classes may be limited.

10. Any refunds due will be given to you at Sail Away.

11. If you have registered and find you cannot attend Sail Away, you must notify Debbie Reeder immediately.

SCHEDULE OF EVENTS

The Sail Away Committee invites you to join us March 30 – April 2 for a time to paint, relax by the ocean, and enjoy good company!

THURSDAY

Registration 6 – 7 PM

2nd floor of the conference center

2-hr Classes 7 – 9 PM

Free Social Event 9 – 10 PM

FRIDAY

Registration 7:30-8:30 AM

Classes 9 AM – 10 PM

Box lunches are available for advance purchase
(see Food Selection Form)



SATURDAY

Classes 8 AM – 5 PM

Box lunches available for advance purchase

CASH BAR 6 PM – 11 PM
2nd floor Crystal Ballroom

BANQUET 7 PM

(Casual dress)
Chinese Auction

SUNDAY

Classes 9 AM – 1:00 PM



Sail Away Committees:

Chair/Hotel: Carolyn Troy
Project Selection: Joyce Wilk
Registration: Debbie Reeder
Folders: Pat Fagan
Name Tags: Elaine Smith
Room Set-up: David Mood
Chinese Auction: Carole Shuey
Centerpieces: Mary Steingesser/ Lucy Jo Wirth
Table Favors: Mary Steingesser/Lucy Jo Wirth

Project photos: Craig Reeder
Catering/Food: Bobbie Draves
Evaluations: Cathy Maiolatesi
Teacher Evaluations: Paula Taylor
Photos: John Corkran

CLASS PROJECT INFORMATION & SUPPLIES

Class #	Project	Information, Techniques & Supplies
01	Lace Post-It Note Holder (Cheryl King design)	Shading, line work and C strokes on wood note holder. Liner, asst flats, stylus, asst rounds. Inc. Swarovski crystals and Post-It note pad.
02	Lighthouse at Dusk (Lucy Jo Wirth design)	Design with limited palette on mini canvas board. ½" & #4 or #6 flat, fine liner, scruffy brush, smooth flat 8x10" cardboard; reg acrylic supplies. Includes small brass easel.
03	Zentangle Bird on Twig (Julie Allison design)	Zentangle inspired art on print-making paper. No supplies required. Inc. Zentangle kit and 2 pens.
04	Christmas Pendants (Tami Carmody design)	Painting on 3 glass pendants/pins. Good liner brush, sm & med stippler or blender. Inc. chain, bail & pin backs
05	Tangled Rooster (Janice Miller design)	Shading with blending medium & tangling on gallery wrapped canvas. Liner, assorted flats, #4 or #5 pointed round brush, mop, assorted scumblers or #6 or 8 Scharff Bringle Blender, ruler, tape, stencil brush. Inc. pen and use of stencils.
06	Three Pears (Alice Dudley design)	Wet on wet, blending and gradient tint watercolor. Watercolor palette w/several lg wells, 1" wash brush, ½ or ¾" angle brush, liner or sm round, two water containers, paper towels. Mat not inc.
07	Oriole (Tina Sue Norris design)	Colored pencils on suede board. Battery or manual pencil sharpener, kneaded eraser, mop brush. Inc. colored pencils. Mat/frame not inc.
08	Festive Christmas Apron (Sandy McTier design)	Fabric paint on canvas apron. Inc. IdentiPen. #8, 12 & 16 flats, #2 script liner, white eraser, stylus, full sheet foam core board and tape.
09	Zentangle Bald Eagle (Julie Allison design)	Zentangle design on Paris paper. No supplies required. Inc. Zentangle kit, mat, backing board. Frame not included.
10	Rejoice (Maxine Thomas design)	General beginner technique on wood. May not finish antiquing in class. Flats, liners, Maxine's mop brushes.
11	Ocean Reflections (based on Roxanne Pulchalski design)	Painting on printed personalized card stock. Basic acrylic supplies. Inc. double mat. Frame not included.
12	Poppies & Barn (Lucy Jo Wirth design)	2 cards. Tape and smooth backing board to hold cards while painting, assorted brushes, good liner, #4 or 6 round.

Class #	Project	Information, Techniques & Supplies
21	Let It Snow (Mary Owens design)	Oil rouging. All supplies provided by the teacher. Frame not included.
22	Floral Plate (Tami Carmody design)	Acrylic enamels on glass plate without a pattern. Small round, flat or angle brushes, liner brush.

How do I fill out the registration form?

1. Fill in your name and address, phone, e-mail and emergency contact info.
2. In lines 1-9 write the classes/days/times you want. Include 2nd choices but clearly mark them as 2nd choice. If you don't want all the classes on your list, fill in the number of classes you want to take in the blank provided under the class list.
3. The cost listed with each class is a combination of the class fee + the material fee and is the total cost of the class. You will pay this amount with your registration. In the class fees column, write in the *class/material fee according to the cost printed with the class*.
4. Total your class fees and write in Total Class Fees box. If you have 2nd choices, include the higher class fee in the total.
5. Fill out the food selection form and transfer the total on the bottom of the first page of the food selection form to the registration form. The cost of the banquet is included in the registration fee so do not include any money for the banquet unless you are bringing a guest. Your only food costs are for the optional box lunches, and/or banquet guests.
6. Fill out the Chinese Auction form and transfer total ticket pre-sale amount to the registration form.
7. Total the column (remember to include the \$50 registration fee as printed) and write check for that amount made to CBDP.
8. Check the appropriate box for first Sail Away.
9. Fill in the place where you will be staying.
10. Send all forms and **self-addressed stamped envelope** to Debbie Reeder.
11. Call or email Debbie Reeder if you have any questions!
410-777-2224 (work) or 410-647-8467 (eve) debbie_reeder@yahoo.com

<i>Class #</i>	<i>Project</i>	<i>Information, Techniques & Supplies</i>
13	Santa & Co. Arrow (Sandy LeFlore design)	Mixed media on metal arrow. #20/0 & #1 liner, #12 flat or ½" angle, 3/8" deerfoot, med dry brush, ¼" filbert comb (opt), old #12 flat for decoupage.
14	I Will Be Back Again Someday (Laurie Speltz design)	Wood tag on stand. Small dry brush, white chalk pencil, Ultrafine Sharpie marker (opt).
15	Zentangle Abstract Art Blue & Brown (Julie Allison design)	Traditional Zentangle. Inc. Zentangle kit, blue & brown pens, backing board. Mat and frame not included but available for advance purchase.
16	By the Sea Batik (L. Alice Dudley design)	Watercolor batik. Watercolor palette with large wells, 1" wash brush, ½ or ¾" angles, liner, 2 water container, paper towels, 20 sheets newsprint. Mat not included.
17	Mill at Cade's Cove (Mary Owens design)	Oil rouging. All supplies provided by the teacher. Frame not included.
18	Tulips & Cardinal (Lucy Jo Wirth design)	2 cards. Tape and smooth backing board to hold cards while painting, assorted brushes, good liner, #4 or 6 round.
19	Snowball (Elaine Smith design)	QuickWood on crab shell. Assorted flat brushes, #10/0 liner, good floating brush, mop, dry brush for cheeks, #2 round, stylus.
20	Frosty's Snow Birds (Renee Mullins design)	Glass block. ½" & ¾" angular or flat brush, mop, #10/0 liner, #2 round, basecoat brushes, stencil brush. Turn table would be helpful.


Bring these regular painting supplies in addition to the special supplies required for classes:

Water basin, paper towels, waxed palette paper, black and white graphite transfer paper, tracing paper, stylus, pen or pencil, eraser, assorted flat brushes, liners, and any favorite brushes that may not be listed under special class supplies.

**THE FEE LISTED WITH EACH CLASS IS THE
TOTAL COST OF THE CLASS TO BE PAID WITH
YOUR REGISTRATION.**

TRANSFER THIS FEE TO THE REGISTRATION FORM.

THURSDAY MARCH 30 TWO HOUR CLASSES



**01 – Lace Post-It Note
Holder**
Acrylic–Beg–4¾x4x2"
\$16.50 Robin Pohlman
Thurs 7:00 – 9:00 PM



02 – Lighthouse at Dusk
Acrylic – 4 x 5"
Beginner - Int
\$17 Lucy Jo Wirth
Thurs 7:00 – 9:00 PM



**03 – Zentangle Bird on
Twig**
Ink & Graphite – 4.5" dia
Beginner
\$23 Julie Allison
Thurs 7:00 – 9:00 PM

THURSDAY, CONT.



**04 – Christmas
Pendants**
Enamel – assorted sizes
Beginner - Int
\$27 Shelley Moore
Thurs 7:00 – 9:00 PM



05 – Tangled Rooster
Acrylic – 14x11"– Int
\$50 Robin Pohlman 6 hr.
Friday 9:00 – 4:00 PM



06 – Three Pears
Watercolor–14x11"– Int
6 hr.
\$36 Alice Dudley
Friday 9:00 – 4:00 PM

FRIDAY MARCH 31 CLASSES, CONTINUED



07 – Oriole

Colored pencils – 10x8”
Beginner
\$45 M. Pollhein 6 hr.
Friday 9:00 – 4:00 PM



08 – Festive Christmas Apron

SoSoft – 26x29” – Beg
\$46 Candy Carter 6 hr
Friday 9:00 – 4:00 PM



09 – Zentangle Eagle

Ink & Graphite – 11x8” –
Beginner
\$37 Julie Allison 4 hr
Friday 6:00 – 10:00 PM



10 – Rejoice

Acrylic – 5 3/4 x 6 1/2” – Beg
\$29.50 Janet Davis 4 hr
Friday 6:00 – 10:00 PM



11 – Ocean Reflections

Acrylic – 3.25-4.5”
Intermediate – 4 hr
\$40 Diane Crean, CDA
Friday 6:00 – 10:00 PM



12 – Poppies & Barn Cards

Watercolor & Acrylic –
5 1/2 x 4 1/4” – Int – 4 hr
\$25 Lucy Jo Wirth, CDA
Friday 6:00 – 10:00 PM

SATURDAY APRIL 1 CLASSES



13 – Santa & Co

Acrylic – 15 x 4” – Int
\$39 Debbie Reeder 4 hr
Saturday 8:00 – noon



14 – I Will Be Back Again Someday

Acrylic – 6x10” – Int
\$26 Mary Steingesser
Saturday 8:00 – noon



15 – Zentangle Blue & Brown

Ink/Graphite – 8 1/2” sq – Beg
\$41 Julie Allison 6 hr
Saturday 9:00 – 4:00 PM

SATURDAY APRIL 1 CLASSES, CONTINUED



16 – By the Sea Batik

Watercolor – 14x11” –
Intermediate
\$45 Alice Dudley 6 hr.
Saturday 9:00 – 4:00 PM



17 – Mill at Cade's Cove

Oil Rouging – 11x14” –
Beg-Int
\$32 Kathy Myrick 4 hr
Saturday 1:00 – 5:00 PM



18 – Tulips & Cardinals Cards

Watercolor & Acrylic –
5 1/2 x 4 1/4” – Int – 4 hr
\$25 Lucy Jo Wirth, CDA
Saturday 1:00 – 5:00 PM

SUNDAY APRIL 2 CLASSES



19 – Snowball

Acrylic & QuickWood
5x3” – Beginner
\$32 Debbie Reeder
Sunday 4 hr
9:00AM-1:00PM



20 – Frosty's Snow Birds

Acrylic – 7 3/4 x 7 3/4 x 2 1/2”
Beginner
\$40 Ann Davis
Sunday 4 hr
9:00 AM – 1:00 PM



21 – Let It Snow

Oil Rouging – 11x14”
Beg-Int
\$32 Kathy Myrick
Sunday 4 hr
9:00AM – 1:00 PM



22 – Floral Plate

Acrylic enamels – 10” dia
\$36 Intermediate
Diane Crean, CDA
Sunday 4 hr
9:00 AM – 1:00 PM

